




HOW TO VIEW SCORECARD

HOW TO READ THE MOBILE SCORECARD

1

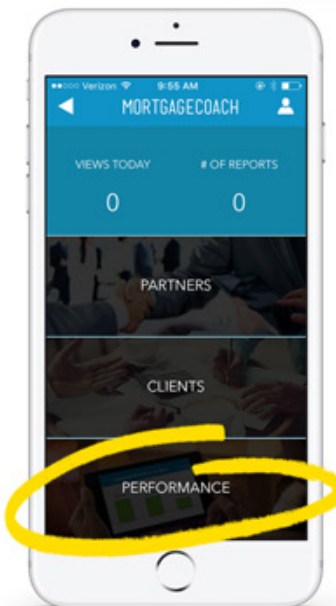
CLICK ON 

at the top left corner of the home screen.



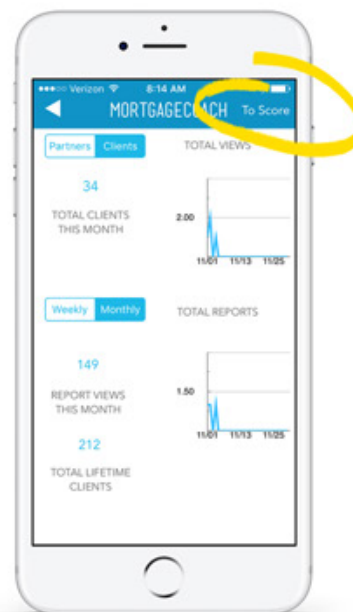
2

SIGN IN and then
CLICK ON PERFORMANCE.



3

CLICK ON TO SCORE
at the top right corner.



4

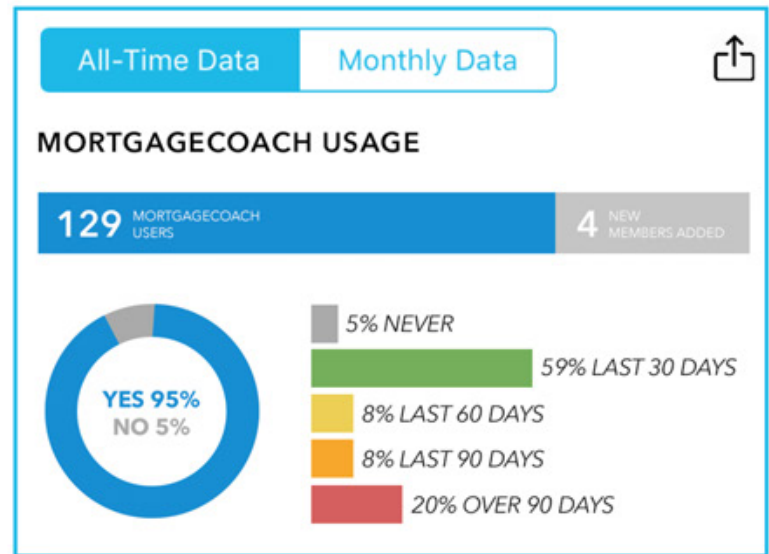
ON THE SCORECARD:

ALL-TIME DATA or MONTHLY DATA:

- See your usage data for all-time or only for the current month.

MORTGAGE COACH USAGE:

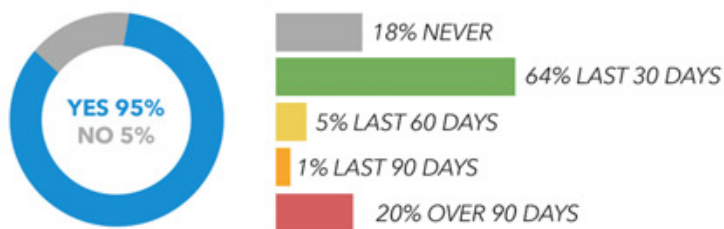
- Look at the top bar to see your **# OF USERS** and your **# OF NEW ADDED USERS**.
- Below, see the **% OF USERS WHO HAVE LOGGED IN**.



SHARE:

- Click on or to share this scorecard via email or text message, or to grab the shareable link.

RATEWATCH USAGE



RATEWATCH USAGE:

- View the % of users accessing RateWatch by **OVERALL USAGE** & **ACTIVITY**

MOBILE USAGE

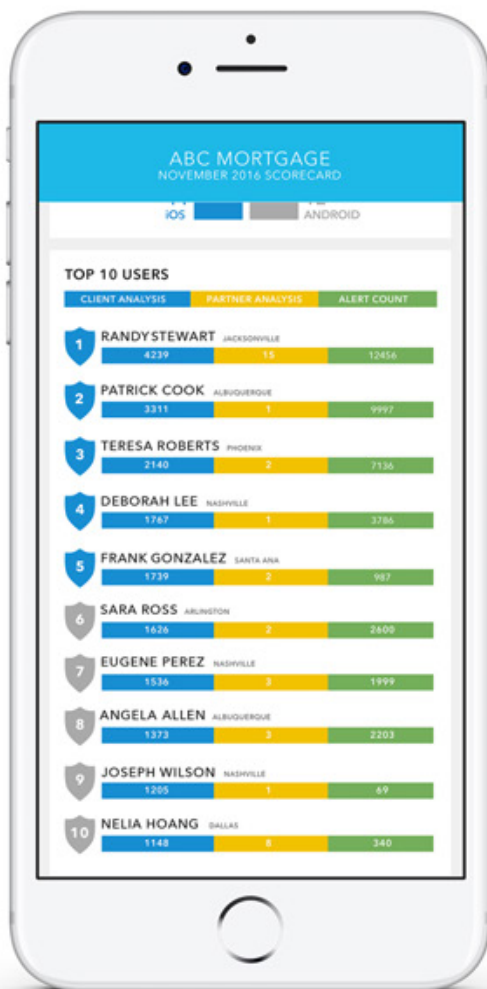
ABC Mortgage pros on Ratewatch Mobile are using:



MOBILE USAGE:

- See the **# OF USERS** are on iOS and the # of users are on Android.

5



TOP 10 USERS:

- Identifies the Top 10 Users
- View how many
 - Client Analyses, aka Total Cost Analyses
 - Partner Analyses and Alerts (Views of Analyses) that have been generated

6

At the bottom of the page, **VIEW** the branch with the most active number of Mortgage Coach Users.

VIEW your total number of Mortgage Coach Analyses this branch has produced to date.

